



BELGARD
PAVES THE WAY

PRODUCT CATALOG



LOCAL SERVICE NATIONAL REACH

Belgard® has been North America's number one brand of pavers and landscape wall products for over 25 years.

The only nationwide provider of hardscape products, we have established ourselves as an industry leader and dedicated partner to homeowners and industry professionals alike. With over 20,000 hours each year dedicated to research and development, we are renowned for paving the way with expertise and innovations that guide industry trends.

Backed by a national infrastructure of more than 150 operating locations, every town is our town. Our network of Belgard Authorized Contractors is trained to deliver superior craftsmanship, and our products set the standard for quality. We proudly stand behind those products with a lifetime transferable limited warranty, giving you the peace of mind to know that your outdoor space will retain its beauty for years to come.



6 UNIQUE LOOKS TO FIT ANY STYLE

Collections by Belgard®, a simple, straightforward way to navigate our product offerings. Sorted by texture, each collection is a sampling of products that look great together no matter the application.

M METROPOLITAN
Smooth finish. Straight lines.

L LEGACY
Soft edges. Split face.
Accent pieces.

E ENVIRONMENTAL
Permeable. Eco-Friendly.

N NATURAL
Look of slate and worn stone. Sculpted.

H HERITAGE
Antiqued. Tumbled.


P PORCELAIN
High-definition.
Unbeatable durability.



NOTE: Belgard® cannot guarantee printed color swatches will match actual product. All colors shown are approximate representations of the standard product. Actual colors may vary slightly due to batch variances and environmental conditions at time of photography. Actual sizes may vary by region. Please contact your local Belgard representative for accurate samples, availability and pricing.



See page 6 for Belgard's
2021 Color of the Year



14

PAVERS

METROPOLITAN

Dimensions™ p. 16

NATURAL

Origins™ p. 18

HERITAGE

Dublin Cobble® p. 20

LEGACY

Holland Stone p. 22

London Cobble p. 24

ENVIRONMENTAL

Eco Bay II p. 26

Turfstone™ p. 28

PORCELAIN

Noon p. 32

Quarziti 2.0 p. 34

PRODUCT FEATURES

Tru-Scapes Lighting p. 8



38

WALLS

METROPOLITAN

Melville™ Wall p. 40

HERITAGE

Aspen Stone® p. 42

Weston Stone™ p. 44

LEGACY

Diamond® 10DS p. 46

Diamond Pro® Stone Cut p. 48

Highland Stone® p. 50



52

FIRE FEATURES

NATURAL

Bordeaux™ Series p. 54

Bristol™ Series p. 55

HERITAGE

Weston Stone™ Fireplace p. 56

Weston Stone™ Round Fire Pit Kit p. 57

Aspen Stone® Fire Pit Kit p. 58

LEGACY

Highland Stone® Fire Pit Kit p. 59

ACCESSORIES

LEGACY

Coping Stone p. 62

Curbstone p. 63

Highland Stone™ Column Kit p. 64

Column Caps p. 65

Landscape Step p. 66

6 YEARS OF INSPIRING OUTDOOR LIVING DREAMS TOGETHER

Our long-term sponsorship of the HGTV® Dream Home means collaborating with top design professionals to create trend-forward outdoor spaces that inspire millions of homeowners.

VISIT Belgard.com/HGTVDreamHome
FOR MORE THROWBACK PHOTOS FROM THE LAST FIVE YEARS

TOP: ASHLAR TANDEM SEAT WALL & CATALINA SLATE

BOTTOM: CATALINA SLATE & BORDEAUX GRILL ISLAND

RIGHT: BORDEAUX FIREPLACE AND WOOD BOXES & CATALINA SLATE



RELIVE *the* DREAM



HGTV, HGTV Dream Home, HGTV Dream Home Giveaway and their associated logos are trademarks of Discovery or its subsidiaries and affiliates. All rights reserved.
Photos © 2016 - 2019 Discovery or its subsidiaries and affiliates. All rights reserved.



Escape back to the idyllic retreats of HGTV® Dream Home

HGTV
DREAM HOME
2020
PROUD SPONSOR



LEFT: MELVILLE PLANK, MELVILLE TANDEM FIREPIT, ASHLAR TANDEM PLANTER BOX, LANDINGS STEP & TURIN STEP STONES

TOP: MELVILLE PLANK

BOTTOM: TURIN STEP STONES, MELVILLE PLANK, & ASHLAR TANDEM GRILL ISLAND

2019

WHITEFISH, MONTANA

This **MODERN MOUNTAIN HIDEAWAY** featured seamless transitions between the indoor and outdoor spaces to enhance the dramatic view.




2020

HILTON HEAD ISLAND, SOUTH CAROLINA

This **COASTAL LOWCOUNTRY RETREAT** embraced the marsh-front backdrop by weaving organic elements and textures throughout the entire space.

LOOK FOR US IN THE
2021 HGTV DREAM HOME!





Combine Marigold with 2020 Color of the Year, Terrarium, to energize your outdoor spaces.



BRIGHTEN *your* SPACE

with Belgard's Color of the Year

A versatile and vibrant hue, Marigold pairs well with neutrals to add a boost of energy to the Naturalism trend.

Tying in perfectly with last year's pick, Terrarium, this punchy Color of the Year acts like a ray of sunshine to add a cheerful vibe to your outdoor spaces.



MARIGOLD
Belgard Color of the Year



LIGHT *up the* NIGHT



BLUETOOTH® TRANSFORMERS

App based transformer allows for easy set-up and programming

Smart Bluetooth wireless landscape lighting transformer with a dashboard to check status and manually control the lights



150 Watt



300 Watt



LOW VOLTAGE PATHWAY LIGHTS for Pathways, Patio Edges & Flower Beds



Traditional Path Light



Classic Path Light



Modern Path Light



Lantern Path Light



ACCENT/SPOT LIGHTS for Plants, Trees, Houses & Landscape Features




Traditional Accent Light



High Power Accent Light



Wall Wash Light



PAVER LIGHTS for Walkways



6-Inch



8-Inch



9-Inch

HARDSCAPE LIGHTS for Steps & Walls



7-Inch



PILLAR LIGHTS for Pillars & Columns



Traditional Pillar Light



Modern Pillar Light



Noble Pillar Light





WATER




PIGMENT



**COARSE
& FINE
AGGREGATE**

SEE WHAT WE'RE MADE OF

We don't just follow the trends, we create them. We develop innovative technologies to more closely mimic the features of natural stone. We create design-forward color blends to work in harmony with any style. And we do it all with quality and durability for beauty that lasts.



**PORTLAND
CEMENT**



TEXTURE

Texture plays an integral role in outdoor living design. The textures chosen can add a dimensional aspect, a time-worn aesthetic or an element of sophistication.



SLATE / RUSTIC




SCULPTED




COBBLED



DIMPLED



SMOOTH / GRANA



STANDARD



DISTRESSED



TUMBLED

SCALE

Depending on the design goals, the shape and size of a paver can help make an outdoor space look more cozy, more open and contemporary, or more in harmony with the surrounding environment.

4" X 8"
HOLLAND STONE



5" X 11¹¹/₁₆"
MELVILLE™ PLANK



6" X 12"
DIMENSIONS™

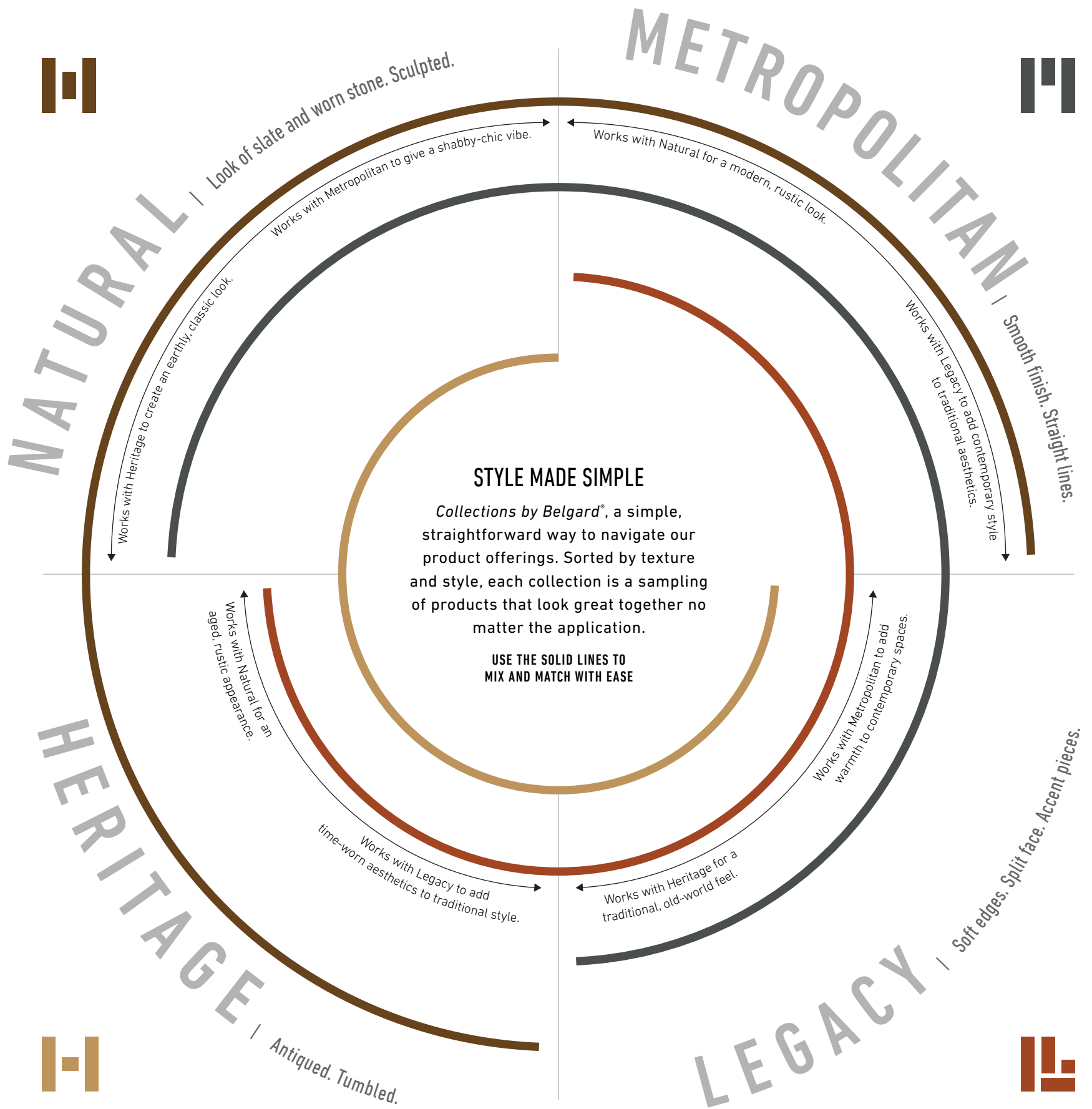



15¹/₂" X 11¹/₁₆"
MEGA-ARBEL™



15¹/₄" X 23³/₁₆"
TURFSTONE™









METROPOLITAN & LEGACY

The soft edges of
Legacy accent the
smooth, straight lines
of Metropolitan



HERITAGE & LEGACY

Use the Legacy collection
to accent the antiqued
look of Heritage



MIX, MATCH & MORE WITH COLLECTIONS



NATURAL & METROPOLITAN

The sculpted look of Natural
provides textural contrast to the
smooth finish of Metropolitan



NATURAL & HERITAGE

The worn stone slate
of Natural pairs well
with the antiqued look
of Heritage





LEGEND



METROPOLITAN



NATURAL



HERITAGE



LEGACY



ENVIRONMENTAL




PERMEABLE



VEHICULAR USE

PAVERS



METROPOLITAN

16
Dimensions™

NATURAL

18
Origins™

HERITAGE

20
Dublin Cobble

LEGACY

22
Holland Stone

24
London Cobble

ENVIRONMENTAL

26
Eco Bay II

28
Turfstone™

slate
smooth
tumbled



NEW DIMENSIONS™

3-PIECE SYSTEM



CHESWICK



CHOCOLATE*




JEFFERSON**



MIDNIGHT*



POTOMAC**



SANDBRIDGE

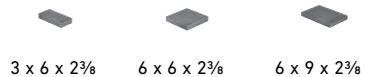
**SMOOTH
MODULAR
MODERN**

**Only available in 6x9 accent*

***Only available in Dimensions6*

*Swatches represent product color only,
not surface texture*

DIMENSIONS6 | 60MM



3 x 6 x 2 3/8 6 x 6 x 2 3/8 6 x 9 x 2 3/8

DIMENSIONS12 | 60MM



6 x 12 x 2 3/8 12 x 12 x 2 3/8 18 x 12 x 2 3/8

DIMENSIONS18 | 60MM



9 x 18 x 2 3/8 18 x 18 x 2 3/8 27 x 18 x 2 3/8

ACCENT | 60MM



6 x 9 x 2 3/8







NEW
ORIGINS™
 3-PIECE SYSTEM



CHESAPEAKE




CHOCOLATE*



JAMES RIVER



MIDNIGHT*



JEFFERSON



POTOMAC




TEXTURED
 SLATE
 MODULAR


**Only available in 6x9 accent*

Swatches represent product color only, not surface texture


ORIGINS6 | 60MM




ORIGINS12 | 60MM



ORIGINS18 | 60MM



ACCENT | 60MM








DUBLIN COBBLE



FOSSIL BEIGE



SABLE BLEND



CLASSIC
ANTIQUED
ELEGANT

3-PIECE MODULAR | 60MM



5⁵/₁₆ x 2¹⁵/₁₆ x 2³/₈



5¹⁵/₁₆ x 5¹⁵/₁₆ x 2³/₈



5¹⁵/₁₆ x 8⁷/₈ x 2³/₈





HOLLAND STONE



CRIMSON



JAMES RIVER



JEFFERSON



CLASSIC
ACCENT
SMOOTH

60MM



$3\frac{15}{16} \times 7\frac{7}{8} \times 2\frac{3}{8}$

Swatches represent product color only, not surface texture.






LONDON COBBLE®



BLUE RIDGE



CHESAPEAKE



JAMES RIVER



JEFFERSON



POTOMAC



CHOCOLATE*



MIDNIGHT*



VERSATILE
TAILORED
PILLOW-TOP

3-PIECE MODULAR | 60MM



3 x 6 x 2³/₈



6 x 6 x 2³/₈



6 x 9 x 2³/₈

6 X 6



6 x 6 x 2³/₈

6 X 9



6 x 9 x 2³/₈

**Only available in 6x9.*

Swatches represent product color only, not surface texture.






CHESAPEAKE



JAMES RIVER


 MODULAR
 SMOOTH
 INTERLOCKING

RECTANGLE | 80MM

SQUARE | 80MM



4¾ x 9 x 3⅛



4¾ x 4¾ x 3⅛

Swatches represent product color only, not surface texture.







TURFSTONE™



GRAY



UNIQUE
ECO-FRIENDLY
DURABLE

80MM



15³/₄ x 23⁵/₈ x 3¹/₈







LEGEND



PORCELAIN



UNIFORM APPEARANCE



SLIGHT VARIATION



MODERATE VARIATION




SUBSTANTIAL VARIATION



REFLECTIVE SCALE

PORCELAIN



PORCELAIN

32
Noon

34
Quarziti 2.0


stone finish
wood finish

VISIT Belgard.com/Porcelain
FOR MORE STYLES AND COLORS




NOON

WOOD FINISH



DAYLIGHT
NN 01 ST



EMBER
NN 02 ST



WARM
LIVELY
AGED

12 X 48



11.73 x 47.17 x 3/4



Spacers are required for all porcelain paver installations. For vehicular applications, there must be a mortar install over a concrete slab. Visit Belgard.com/porcelain for additional installation details.

MIRAGE
Porcelain Design. Sustainability






QUARZITI

2.0

STONE FINISH



GLACIER
QR 01 NAT



WATERFALL
QR 03 NAT



AUTHENTIC
DIVERSE
NATURAL

24 X 24




23.54 x 23.54 x 3/4



Spacers are required for all porcelain paver installations. For vehicular applications, there must be a mortar install over a concrete slab. Visit Belgard.com/porcelain for additional installation details.

MIRAGE
Porcelain Design. Sustainability





LEGEND



METROPOLITAN




HERITAGE



LEGACY

WALLS



METROPOLITAN

40
Melville™ Wall

HERITAGE

42
Aspen Stone®

44
Weston Stone™

LEGACY

46
Diamond® 10DS

48
Diamond Pro®
Stone Cut

50
Highland Stone®

*freestanding
retaining
garden*

TAKE *it from* THE PROS


As the originator of the Diamond rear-lip system, **Anchor Wall Systems** is the industry expert on both residential and commercial retaining walls.



Trusted to build walls up to 100 feet high

SAME BLOCK, TWO OPTIONS FOR INSTALL

Both rear-lip and pin system establish wall position setback. The choice is yours.






DIAMOND PRO[®] SERIES

WITH 100 MILLION+ UNITS SOLD, DIAMOND PRO IS THE #1 CHOICE FOR COMMERCIAL WALL BLOCKS. First developed in the 1990s, the Diamond Pro Series quickly became contractors' preferred wall block for large-scale walls.

VISIT Belgard.com/DiamondPro FOR MORE STYLES AND COLORS



The Diamond[®] Wall System is the gold standard for residential retaining walls. Following professional demand, the 8" high version was developed and introduced as the Pro Series.



DIAMOND PRO[®]

Launched in 1996, Diamond Pro Retaining Wall System was created out of the need for a reliable commercial use product.

Available in straight face, beveled face styles & a corner unit. 4" matching split face cap.




MELVILLE™

WALL



CHESWICK



SANDBRIDGE



FREESTANDING / RETAINING

LINEAR
OVERSIZED
SMOOTH

WALL UNIT



4 x 20 x 10

CAP



2 x 20 x 13


*Swatches represent product color only,
not surface texture.*

*For walls over 30 inches in height, soil
reinforcement is generally necessary.
A qualified engineer should be consulted for
design and analysis of structures.*


ENGINEERED SOLUTIONS BY
ANCHOR™
WALL SYSTEMS








ASPEN STONE®



CHESAPEAKE



JAMES RIVER



RETAINING

NATURAL
LIGHTWEIGHT
CLASSIC

BLOCK



4 x 11 $\frac{5}{8}$ x 7

*Swatches represent product color only,
not surface texture.*








WESTON STONE™



CHESAPEAKE



JAMES RIVER




FREESTANDING / RETAINING

CLASSIC
TUMBLED
VERSATILE

UNIVERSAL




4 x 12 x 8








DIAMOND[®] 10DS



CHESAPEAKE



JAMES RIVER



JEFFERSON



RETAINING

DISTRESSED
MULTIPURPOSE
CLASSIC

STRAIGHT FACE XL CAP



17 1/4 x 10 x 6



13 x 18 / 12 x 3

Swatches represent product color only, not surface texture.





DIAMOND PRO STONE CUT®



CHESAPEAKE



JAMES RIVER



RETAINING
RUGGED
TIMELESS
TRUSTED

STRAIGHT FACE



8 x 18 x 12

CORNER




8 x 18 x 9

XL CAP



13 x 18 / 12 x 3

Swatches represent product color only, not surface texture.








HIGHLAND STONE®



CHESAPEAKE



JEFFERSON



JAMES RIVER



POTOMAC



FREESTANDING / RETAINING

CHARMING
MULTI-PIECE
VERSATILE

6" FREESTANDING



6 x 6 / 4 x 9



6 x 12 / 10 x 9



6 x 18 / 16 x 9



6 x 6 x 12



6 x 12 x 12



6 x 18 x 12

6" RETAINING

XL CAP




13 x 18 / 12 x 3

COLUMN/CORNER




6 x 18 x 9

For walls over 30 inches in height, soil reinforcement is generally necessary. A qualified engineer should be consulted for design and analysis of structures.







LEGEND



NATURAL



HERITAGE



LEGACY

FIRE FEATURES



NATURAL

54
Bordeaux™ Series

55
Bristol™ Series

HERITAGE

56
Weston Stone™
Fireplace

57
Weston Stone™
Round Fire Pit Kit

58

Aspen Stone®
Fire Pit Kit

LEGACY

59

Highland Stone®
Fire Pit Kit




SIENNA
BODY COLOR



MIDNIGHT
ACCENT COLOR



SIENNA
BODY COLOR



BUFF
ACCENT COLOR



PEWTER
BODY COLOR



MIDNIGHT
ACCENT COLOR



NATURAL
POLISHED
GRAND



BORDEAUX™ SERIES

PLEASE NOTE: All of our fireplaces, brick ovens and fire pits come standard as wood-burning units. However, our fireplaces and fire pits can be retro-fitted for gas burning log sets and burners. Our brick ovens are wood-burning units only. Please contact us for more details at 877-235-4273.

Be sure to check with your local municipality for any codes that may affect your installation. Grill island includes Summerset Grill and Door Set. Grill is available in propane or natural gas. Must be specified when placing order.



LINEAR FIREPLACE
6'2"W x 2'11"D x 2'5"H



GRILL ISLAND
2'6"D x 5'11"W x 3'5"H
(Grill and doors included)



FIREPLACE WOOD BOXES
2'1¼"D x 3'3"W x 3'1"H per box
(Sold as pair)



FIREPLACE
2'7"D x 4'3"W x 7'8"H

SPECIAL ORDER

BRISTOL™

SERIES



GASCONY TAN
BODY COLOR



ASHBURY HAZE
ACCENT COLOR



COTSWOLD MIST
BODY COLOR



BROOKSTONE SLATE
ACCENT COLOR



TUMBLLED
RUSTIC
INVITING



GRILL ISLAND

3'D x 6'4"W x 4'4"H
(Grill and doors included)



FIREPLACE WOOD BOXES

2'4"D x 3'W x 3'3"H per box
(Sold as pair)



FIREPLACE

3'D x 5'W x 9'6"H



HEARTH


2'D x 5'W x 11"H

PLEASE NOTE: All of our fireplaces, brick ovens and fire pits come standard as wood-burning units. However, our fireplaces and fire pits can be retro-fitted for gas burning log sets and burners. Our brick ovens are wood-burning units only. Please contact us for more details at 877-235-4273.

Be sure to check with your local municipality for any codes that may affect your installation. Grill island includes Summerset Grill and Door Set. Grill is available in propane or natural gas. Must be specified when placing order.



CHESAPEAKE



JAMES RIVER



TUMBLLED RUSTIC COMPACT

***Weston Stone Kit does not come pre-built. Assembly is required.*




WESTON STONE™ TRADITIONAL FIREPLACE



FIREPLACE

4'4"D x 5'W x 8'8"H



FIREPLACE WOOD BOXES

2'4"D x 2'8"W x 2'11"H per box

PLEASE NOTE: All of our fireplaces, brick ovens and fire pits come standard as wood-burning units. However, our fireplaces and fire pits can be retro-fitted for gas burning log sets and burners. Our brick ovens are wood-burning units only. Please contact us for more details at 877-235-4273.



WESTON STONE™

ROUND FIRE PIT KIT



CHESAPEAKE



JAMES RIVER



CLEAN
VERSATILE
TUMBLED

ROUND FIRE PIT:

Outside is 61" in diameter
Inside is 45" in diameter
Stacks up to 5 courses high (20" tall)
**Ring cap sold separately.*

ROUND FIRE PIT




4 x 8 x 8


RING CAP*



66 x 12 x 2 1/8



CHESAPEAKE



JAMES RIVER

ASPEN STONE[®]

ROUND FIRE PIT:

Outside is 42" in diameter
 Inside is 28" in diameter
 Stacks up to 5 courses high (20" tall)
**Ring cap, bowl, screen and poker sold separately.*



ASPEN STONE[®]

FIRE PIT KIT


BLOCK

CAP*

4 x 11 $\frac{5}{8}$ x 747 x 10 x 2 $\frac{1}{8}$



HIGHLAND STONE® FIRE PIT KIT



JAMES RIVER



JEFFERSON



CHARMING
MULTI-PIECE
VERSATILE

ROUND FIRE PIT:

Outside is 63" in diameter
Inside is 46" in diameter
23 1/8" tall

**Ring cap sold separately.*

HIGHLAND STONE

RING CAP*



6 x 6 x 12



6 x 12 x 12



66 x 12 x 2 1/8



LEGEND



ACCESSORIES



LEGACY


62
Coping Stone

63
Curbstone


64
Highland Stone®
Column Kit

65
Column Caps


66
Landscape Step




CHESAPEAKE



CHOCOLATE



JAMES RIVER



JEFFERSON




STYLISH
VERSATILE
SMOOTH



COPING STONE


COPING




9 x 12 x 2 $\frac{3}{8}$



CURBSTONE



CHESAPEAKE



JAMES RIVER




TEXTURED
FLEXIBLE
ACCENT

CURBSTONE



8 x 4 x 8



CHESAPEAKE



JAMES RIVER



JEFFERSON



POTOMAC



CONTOURED
STYLISH
NEUTRAL



HIGHLAND STONE[®]

COLUMN UNIT


COLUMN UNIT



18 x 9 x 6



COLUMN CAPS



BROWN



GRAY



DETAILED
NUANCED
TEXTURED

FLAT ROCK FACE



32 x 32 x 2¼

LIGHT TOP ROCK FACE



32 x 32 x 4½

PEAKED ROCK FACE



32 x 32 x 4½



LANDSCAPE

STEP



BROWN



GRAY



SCULPTED
RUSTIC
VICTORIAN

STEP



48 x 16 x 6





COMPLETE PAVER CARE

For over 35 years, installers and homeowners everywhere trust the effectiveness and durability of Techniseal® products to keep their hardscapes as beautiful as they envisioned.

Over 35 million sq. ft. of sealer coverage shipped from 2016 to present – 43 times the size of Madison Square Garden in New York

Over 107 million sq. ft. of sand coverage shipped from 2016 to present – 3 times the size of Central Park in New York

Over 98,000 gallons of cleaners shipped from 2016 to present – the equivalent of 36 minutes of water dropping from Burney Falls in California





INSTALL

SANDS

High-performance jointing materials remain flexible to withstand seasonal weather impact, with lasting durability to prevent weed and insect invasion. Sand is available in a variety of colors to suit your style; contact your local Belgard® Representative for your regional offerings.



CLEAN

CLEANERS



Superior solutions for any cleaning challenge, from light cleaning to deep oil, rust, or grime removal.



PROTECT

SEALERS


Enhance the look of your outdoor space with the perfect finish, while protecting your hardscape from weathering and staining.




PREVENTATIVE MAINTENANCE

Untreated concrete pavers are porous and can absorb stains if not properly maintained. To keep your space looking its best, address surface grime and stubborn spots with Techniseal specialized cleaners to help prevent long-term damage to your pavers. Select a high-quality Techniseal sealer in your preferred finish to enhance your hardscape's overall look and help prevent stains. Whether installing a new hardscape or restoring an existing space, Techniseal offers solutions to maximize the life of concrete pavers.

PAVERS









PALLET INFORMATION / ESTIMATING CHART

DIMENSIONS™ 3-PIECE		SQFT/ PALLET	SQFT/ LAYER	LAYER/ PALLET	UNITS/ PALLET	WEIGHT/ PALLET	
DIMENSIONS 6		3 x 6 x 2 ³ / ₈	20	2	10	160	-
		6 x 6 x 2 ³ / ₈	40	4	10	160	-
		9 x 6 x 2 ³ / ₈	60	6	10	160	-
TOTAL		120	12	10	480	3165	
DIMENSIONS 12		6 x 12 x 2 ³ / ₈	20	2	10	40	-
		12 x 12 x 2 ³ / ₈	40	4	10	40	-
		18 x 12 x 2 ³ / ₈	60	6	10	40	-
TOTAL		120	12	10	120	3205	
DIMENSIONS 18		9 x 18 x 2 ³ / ₈	22.5	2.25	10	20	-
		18 x 18 x 2 ³ / ₈	22.5	2.25	10	10	-
		27 x 18 x 2 ³ / ₈	67.5	6.75	10	20	-
TOTAL		112.5	11.25	10	50	3025	
6 X 9		6 x 9 x 2 ³ / ₈	112.5	11.25	10	300	2985

DUBLIN COBBLE®		SQFT/ PALLET	SQFT/ LAYER	LAYER/ PALLET	UNITS/ PALLET	WEIGHT/ PALLET	
3-PIECE MODULAR		2 ¹ / ₁₆ x 5 ¹⁵ / ₁₆ x 2 ³ / ₈	20	2	10	160	-
		5 ¹ / ₁₆ x 5 ¹⁵ / ₁₆ x 2 ³ / ₈	40	4	10	160	-
		5 ¹ / ₁₆ x 8 ⁷ / ₈ x 2 ³ / ₈	60	6	10	160	-
TOTAL		120	12	10	480	3165	











PAVERS

PALLET INFORMATION / ESTIMATING CHART

ECO BAY II			SQFT/ PALLET	SQFT/ LAYER	LAYER/ PALLET	UNITS/ PALLET	WEIGHT/ PALLET
REC. 80MM		4½ x 9 x 3⅞	90.25	11.28	8	288	-
SQ. 80MM		4¾ x 4¾ x 3⅞	10.03	1.25	8	64	-
TOTAL			100.28	12.535	8	352	3170
HOLLAND STONE			SQFT/ PALLET	SQFT/ LAYER	LAYER/ PALLET	UNITS/ PALLET	WEIGHT/ PALLET
60MM		3⅞ x 7⅞ x 2⅜	120	12	10	540	3120
LONDON COBBLE			SQFT/ PALLET	SQFT/ LAYER	LAYER/ PALLET	UNITS/ PALLET	WEIGHT/ PALLET
3-PIECE MODULAR		3 x 6 x 2⅜	20	2	10	160	-
		6 x 6 x 2⅜	40	4	10	160	-
		6 x 9 x 2⅜	60	6	10	160	-
TOTAL			120	12	10	480	3090
6 X 6		6 x 6 x 2⅜	120	12	10	420	3090
6 X 9		6 x 9 x 2⅜	112.5	11.25	10	300	2940


PAVERS


PALLET INFORMATION / ESTIMATING CHART

 ORIGINS™ 3-PIECE			SQFT/ PALLET	SQFT/ LAYER	LAYER/ PALLET	UNITS/ PALLET	WEIGHT/ PALLET
ORIGINS6		3 x 6 x 2 ³ / ₈	20	2	10	160	-
		6 x 6 x 2 ³ / ₈	40	4	10	160	-
		9 x 6 x 2 ³ / ₈	60	6	10	160	-
TOTAL			120	12	10	480	3165
ORIGINS12		6 x 12 x 2 ³ / ₈	20	2	10	40	-
		12 x 12 x 2 ³ / ₈	40	4	10	40	-
		18 x 12 x 2 ³ / ₈	60	6	10	40	-
TOTAL			120	12	10	120	3205
ORIGINS18		9 x 18 x 2 ³ / ₈	22.5	2.25	10	20	-
		18 x 18 x 2 ³ / ₈	22.5	2.25	10	10	-
		27 x 18 x 2 ³ / ₈	67.5	6.75	10	20	-
TOTAL			120	11.25	10	50	2950
6 X 9		6 x 9 x 2 ³ / ₈	112.5	11.25	10	300	2985
 TURFSTONE™			SQFT/ PALLET	SQFT/ LAYER	LAYER/ PALLET	UNITS/ PALLET	WEIGHT/ PALLET
80MM		15 ³ / ₄ x 23 ⁵ / ₈ x 3 ¹ / ₈	130	13	10	50	2900

PORCELAIN









PALLET INFORMATION / ESTIMATING CHART

NOON			GROSS WEIGHT / BOX	PIECES / BOX	SQFT / BOX	BOXES / FULL PALLET	SQFT / PALLET	PALLET GROSS WEIGHT
12 X 48		11.73 x 47.17 x 3/4	34 kg / 74 lbs	2	7.75	36	279	1208 kg / 2664 lbs

QUARZITI 2.0			GROSS WEIGHT / BOX	PIECES / BOX	SQFT / BOX	BOXES / FULL PALLET	SQFT / PALLET	PALLET GROSS WEIGHT
24 X 24		23.54 x 23.54 x 3/4	33 kg / 72 lbs	2	7.75	30	232.5	980 kg / 2160 lbs







WALLS




PALLET INFORMATION / ESTIMATING CHART



		ASPEN STONE®	SQFT/ PALLET	SQFT/ LAYER	LAYER/ PALLET	UNITS/ PALLET	UNITS/ LAYER	UNITS/ SQFT	WEIGHT/ UNIT	WEIGHT/ PALLET
BLOCK		4 x 11 $\frac{5}{8}$ x 7	33	6.6	5	100	20	3.03	-	2211
	DIAMOND® 10DS									
BLOCK		17 $\frac{1}{4}$ x 10 x 6	43.2	8.64	5	60	12	1.39	-	3154
	DIAMOND PRO® STONE CUT									
BLOCK		8 x 18 x 12	45	9	5	45	9	1.00	-	3510
	CORNER		8 x 18 x 9	20	10	2	20	10	1.00	-
4" UNI CAP			16 x 12 x 4	26.4	4.4	6	60	10	2.27	-
	HIGHLAND STONE®									
6" RETAINING		6 x 6 12	4	0.8	5	16	3.2	4.00	-	-
		6 x 12 x 12	8	1.6	5	16	3.2	2.00	-	-
		6 x 18 x 12	12	2.4	5	16	3.2	1.33	-	-
	TOTAL			24	6	4	48	12	-	-

WALLS

PALLET INFORMATION / ESTIMATING CHART




 HIGHLAND STONE® CON'T		SQFT/ PALLET	SQFT/ LAYER	LAYER/ PALLET	UNITS/ PALLET	UNITS/ LAYER	UNITS/ SQFT	WEIGHT/ UNIT	WEIGHT/ PALLET
6" FREESTANDING		4	0.8	5	20	4	5	-	-
		9	1.8	5	20	4	2.22	-	-
		14	2.8	5	20	4	1.43	-	-
TOTAL		27	5.4	5	60	12	-	-	2808
CORNER		30	7.5	4	40	10	1.33	-	3060
	XL CAP		22.32	2.79	8	72	9	3.23	-

 MELVILLE™ WALL		SQFT/ PALLET	SQFT/ LAYER	LAYER/ PALLET	UNITS/ PALLET	UNITS/ LAYER	UNITS/ SQFT	WEIGHT/ UNIT	WEIGHT/ PALLET
WALL UNIT		26.6	4.44	6	48	8	1.80	-	3060
CAP		16.8	1.68	10	60	6	3.57	-	2500


 WESTON STONE™		SQFT/ PALLET	SQFT/ LAYER	LAYER/ PALLET	UNITS/ PALLET	UNITS/ SQFT	LINEAR FT/ PALLET	WEIGHT/ UNIT	WEIGHT/ PALLET
UNIVERSAL		40	6.7	6	120	20	3.00	-	3480

FIRE FEATURES

PALLET INFORMATION / ESTIMATING CHART

 ASPEN STONE® FIRE PIT KIT		UNITS/ PALLET	WEIGHT/ PALLET
KIT	 42 x 28 x 20	1	1392
CAP*	 47 x 10 x 2½	3	135




*Sold separately

 BORDEAUX™ SERIES	BODY / ACCENT COLOR	ITEM CODE	UNIT WEIGHT
Fireplace	Sienna / Buff	70300791	4200
Wood Boxes	Sienna / Buff	13140001	3070
Grill Island (Summerset)	Sienna / Buff	70583280	3055
Grill Island (LP)	Sienna / Buff	13110010	3055
Fireplace	Sienna / Midnight	13070014	4200
Wood Boxes	Sienna / Midnight	13140020	3070
Brick Oven	Sienna / Midnight	13000014	6215
Grill Island (Summerset)	Sienna / Midnight	13110014	3055
Grill Island (LP)	Sienna / Midnight	13110015	3055
Linear Fireplace	Midnight / Buff	13000202	-




FIRE FEATURES

PALLET INFORMATION / ESTIMATING CHART

 BRISTOL™ SERIES	BODY / ACCENT COLOR	ITEM CODE	UNIT WEIGHT
Fireplace	Gascony / Ashbury	70580261	7245
Wood Boxes	Gascony / Ashbury	70580334	3950
Hearth	Gascony / Ashbury	70580262	1180
Grill Island (Summerset)	Gascony / Ashbury	13110008	4125
Grill Island (LP)	Gascony / Ashbury	11130250	4125
Fireplace	Cotswold / Brookstone	70580312	7245
Wood Boxes	Cotswold / Brookstone	70580534	3950
Hearth	Cotswold / Brookstone	70580309	1180
Grill Island (Summerset)	Cotswold / Brookstone	13110009	4125
Grill Island (LP)	Cotswold / Brookstone	13110256	4125



 HIGHLAND STONE® FIRE PIT KIT		UNITS/ PALLET	WEIGHT/ PALLET
KIT 	63 x 46 x 23½	1	1900
CAP* 	66 x 12 x 2½	4	200

*Sold separately

 WESTON STONE® ROUND FIRE PIT KIT		UNITS/ PALLET	WEIGHT/ PALLET
KIT 	61 x 45 x 20	1	2170
CAP* 	66 x 12 x 2½	4	200


*Sold separately


FIRE FEATURES PALLET INFORMATION / ESTIMATING CHART

WESTON STONE® TRADITIONAL FIREPLACE			UNITS/ PALLET	WEIGHT/ PALLET
UNIT		61 x 52 x 104	1	10,920
WOOD BOXES		44 x 40 x 43	1	4,100

ACCESSORIES PALLET INFORMATION / ESTIMATING CHART



COLUMN CAPS			SQFT/ PALLET	SQFT/ LAYER	LAYER/ PALLET	UNITS/ PALLET	UNITS/ LAYER	UNITS/ SQFT	WEIGHT/ UNIT	WEIGHT/ PALLET
FLAT ROCK		32 x 32 x 2¼	-	-	10	10	1	-	-	1800
LIGHT TOP		32 x 32 x 4½	-	-	2	2	1	-	-	500
PEAKED ROCK		32 x 32 x 4½	-	-	2	2	1	-	-	560



COPING STONE			SQFT/ PALLET	SQFT/ LAYER	LAYER/ PALLET	UNITS/ PALLET	UNITS/ LAYER	UNITS/ SQFT	WEIGHT/ UNIT	WEIGHT/ PALLET
STONE		9 x 12 x 2¾	81	27	3	108	36	1.33	-	2106

CURB STONE			SQFT/ PALLET	SQFT/ LAYER	LAYER/ PALLET	UNITS/ PALLET	UNITS/ LAYER	UNITS/ SQFT	WEIGHT/ UNIT	WEIGHT/ PALLET
STONE		8 x 4 x 8	79.92	13.32	6	180	30	2.25	-	2340

ACCESSORIES

PALLET INFORMATION / ESTIMATING CHART

 HIGHLAND STONE® COLUMN KIT		SQFT/ PALLET	SQFT/ LAYER	LAYER/ PALLET	UNITS/ PALLET	UNITS/ LAYER	UNITS/ SQFT	WEIGHT/ UNIT	WEIGHT/ PALLET
STONE	 18 x 9 x 6	30	7.5	4	40	10	1.33	-	3060

 LANDSCAPE STEP		SQFT/ PALLET	SQFT/ LAYER	LAYER/ PALLET	UNITS/ PALLET	UNITS/ LAYER	UNITS/ SQFT	WEIGHT/ UNIT	WEIGHT/ PALLET
STEP	 48 x 16 x 6	-	-	5	10	2	-	-	4220

NOTES

NOTES

NOTES

COMPATIBILITY CHART

PAVERS	HERITAGE	NATURAL	METROPOLITAN	PORCELAIN	LEGACY	ENVIRONMENTAL
Dimensions™	•		•		•	
Dublin Cobble®	•	•			•	
Eco Bay II						•
Holland Stone	•		•		•	
London Cobble	•		•		•	
Noon				•		
Origins™	•		•		•	
Quarziti 2.0				•		
Turfstone™						•

WALLS	HERITAGE	NATURAL	METROPOLITAN	PORCELAIN	LEGACY	ENVIRONMENTAL
Aspen Stone®	•	•			•	
Diamond® 10DS		•	•		•	
Diamond Pro® Stone Cut		•	•		•	
Highland Stone®		•	•		•	
Metville™ Wall	•		•		•	
Weston Stone™	•		•		•	

FIRE FEATURES	HERITAGE	NATURAL	METROPOLITAN	PORCELAIN	LEGACY	ENVIRONMENTAL
Aspen Stone® Fire Pit Kit	•		•		•	
Bordeaux™ Series	•	•	•			
Bristol™ Series	•	•	•			
Highland Stone® Fire Pit Kit		•	•		•	
Weston Stone™ Fire Pit Kit	•		•		•	
Weston Stone™ Fireplace	•		•		•	

COPING, CURBS, EDGERS & VENEER	HERITAGE	NATURAL	METROPOLITAN	PORCELAIN	LEGACY	ENVIRONMENTAL
Column Caps		•	•		•	
Coping Stone		•	•		•	
Curbstone		•	•		•	
Highland Stone® Column Kit		•	•		•	
Landscape Step		•	•		•	



HARDSCAPE HEROES

CONGRATULATIONS TO THE 2019-2020 WINNERS!

With the Hardscape Hero program, Belgard Contractors submit their work to compete for the monthly award. One winner is selected each month by a panel of hardscape professionals.

October 2019



ROWSEY BROTHERS LLC
Chris Rowsey | Petersburg, VA

November 2019



GROUNDWORK LANDSCAPE
James Kirtley | Colonial Beach, VA

December 2019



RIVERSIDE CUSTOM HARDSCAPES
Daniel Bradshaw | Farmville, VA

January 2020



DENISON LANDSCAPING
Lonny Arter | Delmar, DE

February 2020



ROCK CREEK INNOVATIONS
Ellis Wiltshire | Rockville, VA

March 2020




ORIOLE LANDSCAPING
Kenny Oriole | Powhatan, VA

April 2020



SOLID STRUCTURES
Scott Prunty | Virginia Beach, VA

May 2020



GLEN ALLEN GROUNDS MANAGEMENT
Eric Ellington | Rockville, VA

June 2020




VIRGINIA BEACH PATIOS
Patrick McGrath | Virginia Beach, VA

July 2020




JC DESIGN CONSTRUCTION & LANDSCAPE
Joel Cross | Seaford, VA

August 2020



BEAUNE BROTHERS
Eric Beaune | Woodstock, VA

September 2020



OUTDOOR VISIONS BY JEFF GRAY
Jeff Gray | Newport News, VA



BELGARD
PAVES THE WAY

© Copyright 2021 Oldcastle APG, Inc. All Rights Reserved. BEL20-477

BELGARD.COM

PICTURED ON THE COVER:
ORIGINS12 AND TRU-SCAPES LIGHTING